



HERO

Version


2.0



**Excels in bull markets**



Frequency



Holding time



Accuracy



Stance

**AGRESSIVE**

Style

**TRENDSCALPER**

Level

**PRO**

Candle focus

**5 MIN + 1H**

## Description

Powerful strategy designed to maximize profits during strong bullish markets with high-frequency trend scalping. No more need to FOMO as this strategy detects strong uptrends in which it will generate many buy signals. No signals in a bearmarket on the daily timeframe and limited signals in a sideways market (in which case this strategy is not recommended).

## Goal & when to deploy

High frequency signals for small trades. Deploy in bull market.

## Coins

All spot-market coins.

## Base currencies

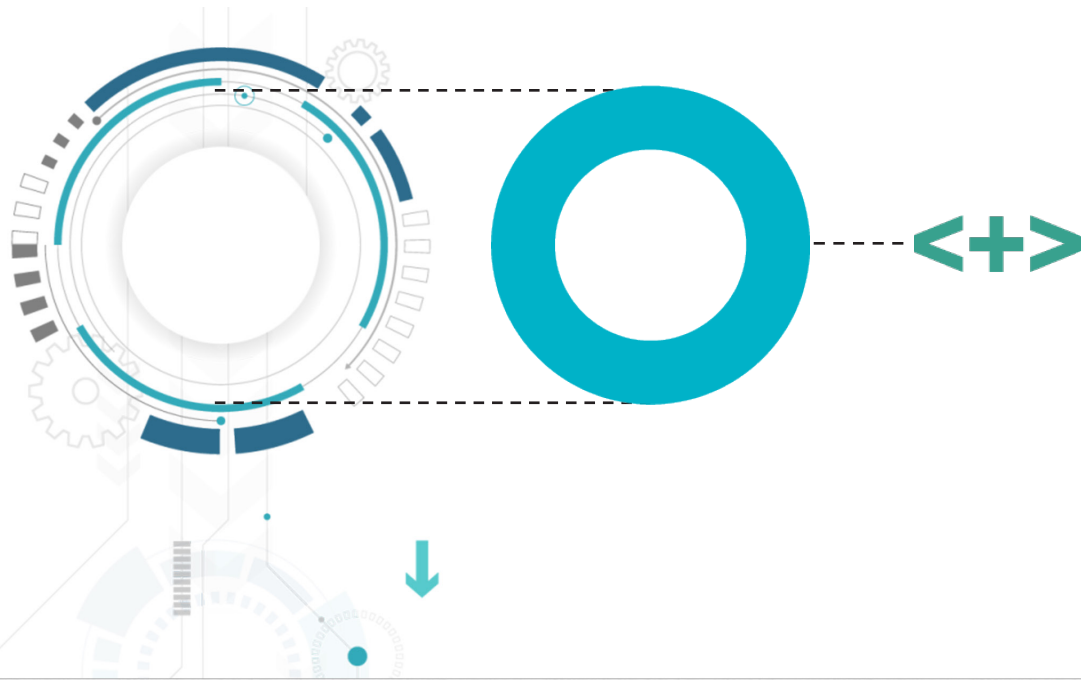
USDT, USDC, EUR, USD, DAI, BUSD, BTC

## Exchanges

All

**HERO**

<+> Set-up



Make sure the 'auto-update' switch is ON (when viewing the item in the marketplace).

Products

CRYPTOHOPPER											
Trade history											
Search in trade history...											
Currency	Pair	Type	Date	Amount	Rate	Fee	Total	Result	Trigger	View	
KNC	KNC/EUR	BUY	08/01/2021 12:14:29 PM	123.19773	1.4113	0	173.87		Strategy	View	
CHZ	CHZ/EUR	SELL	08/01/2021 12:12:13 PM	779.65589	0.2312	0	180.26	4.62%	Trailing Stop Loss	View	
BAND	BAND/EUR	BUY	08/01/2021 12:04:32 PM	31.114924	5.6446	0	175.83		Strategy	View	
ONG	ONG/EUR	BUY	08/01/2021 11:57:54 AM	236.88105	0.6843	0	175.76		Strategy	View	
COMP	COMP/EUR	BUY	08/01/2021 11:54:31 AM	0.5098576	344.15	0	175.47		Strategy	View	
XEM	XEM/EUR	BUY	08/01/2021 11:34:28 AM	1145.37	0.1532	0	175.47		Strategy	View	
ENJ	ENJ/EUR	BUY	08/01/2021 11:34:27 AM	141.7289	1.2397	0	175.7		Strategy	View	
AION	AION/EUR	BUY	08/01/2021 11:34:13 AM	1566.238	0.1118	0	175.11		Strategy	View	
PET	PET/EUR	BUY	08/01/2021 11:04:14 AM	489.8511	0.3527	0	172.77		Strategy	View	
XVG	XVG/EUR	SELL	08/01/2021 10:31:12 AM	9101.87	0.020619	0	187.87	9.89%	Trailing Stop Loss	View	
ELF	ELF/EUR	SELL	08/01/2021 10:16:18 AM	793.59765	0.2254	0	178.88	4.01%	Trailing Stop Loss	View	
NAS	NAS/EUR	BUY	08/01/2021 9:46:13 AM	801.87373	0.291	0	175.15		Strategy	View	
DCR	DCR/EUR	BUY	08/01/2021 9:03:55 AM	1.3130404	132.84	0	175.09		Strategy	View	
ETH	ETH/EUR	SELL	08/01/2021 7:20:12 AM	0.08247258	2194.6	0	180.99	5.28%	Trailing Stop Loss	View	
VTHO	VTHO/EUR	SELL	08/01/2021 7:17:18 AM	29110.39	0.0056417	0	164.23	4.93%	Trailing Stop Loss	View	
REQ	REQ/EUR	SELL	08/01/2021 7:05:14 AM	3611.7121	0.049597	0	179.13	3.96%	Trailing Stop Loss	View	
NANO	NANO/EUR	SELL	08/01/2021 6:50:14 AM	44.6189	3.8563	0	172.06	4.68%	Trailing Stop Loss	View	
BNT	BNT/EUR	SELL	08/01/2021 6:17:45 AM	2499.0903	0.072312	0	180.71	5.22%	Trailing Stop Loss	View	
QTUM	QTUM/EUR	BUY	08/01/2021 5:52:02 AM	26.000646	6.7352	0	175.12		Strategy	View	
OXT	OXT/EUR	SELL	08/01/2021 5:44:18 AM	836.05276	0.2421	0	153.99	6.75%	Trailing Stop Loss	View	
NEO	NEO/EUR	BUY	08/01/2021 5:44:18 AM	4.3725985	37.844	0	173.06		Strategy	View	
LOOM	LOOM/EUR	BUY	08/01/2021 5:03:13 AM	2386.8265	0.073183	0	172.86		Strategy	View	
ADA	ADA/EUR	SELL	08/01/2021 5:03:12 AM	146.128	1.1109	0	165.26	5.61%	Trailing Stop Loss	View	
AION	AION/EUR	SELL	08/01/2021 4:15:11 AM	1556.3916	0.1093	0	170.11	1.77%	Trailing Stop Loss	View	
BAND	BAND/EUR	SELL	08/01/2021 3:53:13 AM	32.06597	5.5264	0	177.21	3.74%	Trailing Stop Loss	View	
COMP	COMP/EUR	SELL	08/01/2021 3:08:13 AM	0.5059803	344.22	0	174.17	5.23%	Trailing Stop Loss	View	





## <+> Signal structure [Buys]

## <-> Signal structure [Sells]



Gainscript strategies are built with carefully selected indicators with a layered approach. Of course, we can't share the secret sauce. However, we can lift a tip of the veil by describing how the strategies are schematically laid out.

Indicators are clustered together, with each serving a specific role across multiple timeframes. Combined with intensive experience, back-testing and balanced input values.

A. The first cluster of indicators measure if overall trend, strength & volatility are safe enough to make a trade.

B. The second cluster will signal a potential imminent entry. This may be a shift in momentum, buying pressure, increase of volume or the presence of an ongoing uptrend.

C. The actual buy signal will then be defined by an uptick on a small timeframe to ensure maximum precision upon entry.

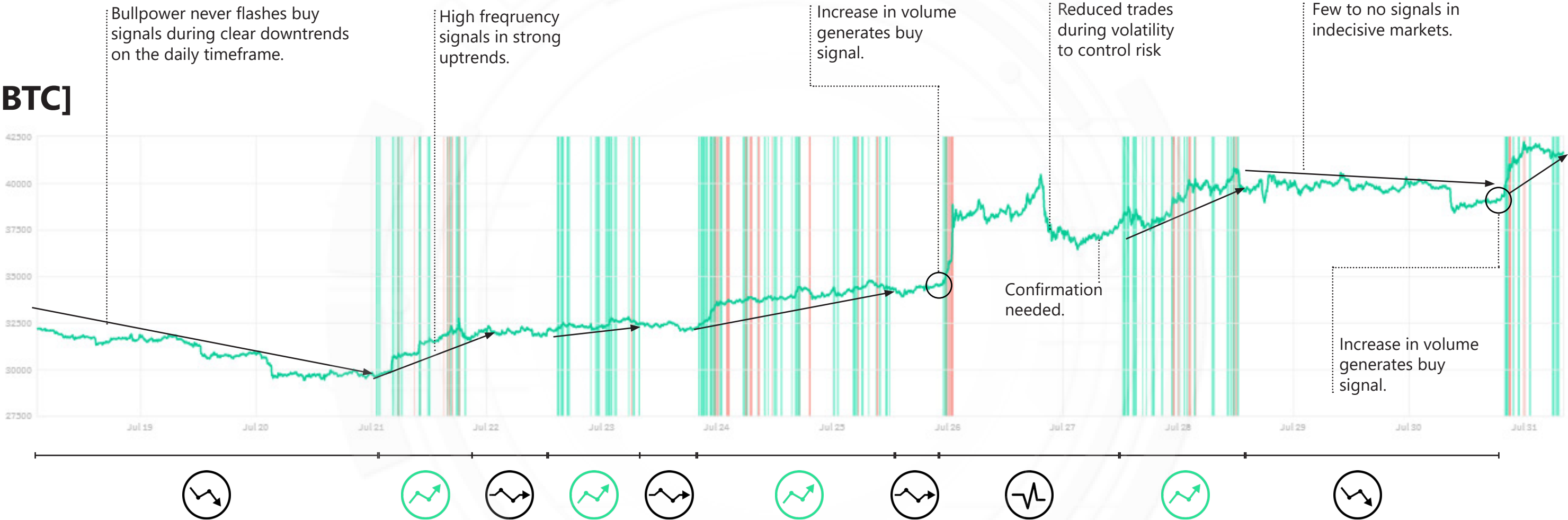
D. Depending on the trading style, the algorithm will then look for additional confirmations, comparable to cluster B.

Sell signals have a comparable structure. However, the difficulty to sell will vary per strategy. For example, targeted scalping will have stricter entries and slightly easier exits as it aims for smaller profits. Conversely, an accumulation strategy will only sell at macro blow-off tops and is therefore relatively easier on the buy than on the sell.

<+> **How this strategy works**



[BTC]



Backtest Result

**Max profit:** 11.09 %

**Strategy:** [GAINSCRYPT] Bull Power STRATEGY

**Stop-loss:** Enabled

**Stop-loss percentage:** 6 %

**Trailing stop-loss:** 1 %

**Arm trailing stop-loss at:** 3 %

**Trailing stop-buy:** Disabled

**Successful sells:** 223 (100.00 %)

**Sells with loss:** 0 (0.00 %)

**Average holding time:** 22 hour(s)

**Date found:** 31-07-2021 10:12:04

# <+> Quick guide on back-test interpretation



## General

ALWAYS be wary when marketplace sellers show results and especially when there are NO results. Always perform a couple of backtests yourself to confirm that the results align with the sellers claims to see if it checks out - yes, this also counts for Gainscript strategies.

## Paper trading

Paper trading tends to give a more realistic indication of profitability. Although this may take some time, it is recommended as you will get familiar with the strategy and will get a clearer picture when it buys and sells, frequency and real-life stats. Bear in mind however that real results might still deviate due to transaction fees, slippage or unfilled orders.

## Risk-reward ratio

When judging the winrate% of a strategy, always put it into context. Determine the ratio between stop-loss (SL) and take profit (TP) or trailing stop-loss (TSL). If for example an impressive looking winrate is 90%, but the test used TP at 1% and stop-loss at -10%, then it will take 10 good trades to compensate for 1 bad trade. In this example, a **90% winrate is therefore still a net-loss**.

In most cases, Gainscript uses a risk/reward of approx. 1:1 or a slightly bigger reward. Then 1 good trade roughly equals 1 bad trade. This way, a 70% winrate is profitable.

In some cases, when a backtest is shown without a stop-loss it will give a 100% accuracy which of course is not the case. Then this means in reality there might be **losing** unclosed positions. For an accumulation or bottom-buyer strategy it may make sense not to use a stop-loss (also in back-test), but not for a more aggressive short-term focused scalp strategy.

## DCA and stop-loss

For some larger time-frame strategies (e.g. accumulation or swingtrade strategies) it can be beneficial to use Dollar Cost Averaging (DCA). DCA means doubling a losing position to reduce the average buying price. However, be cautious! Generally recommended to only use DCA for top-projects or when given coin is in a clear uptrend. Also, be aware of which strategies you combine with DCA. A scalping strategy for example is typically not designed for DCA. For simplicity's sake, Gainscript usually present tests with stop-losses to reveal actual accuracy of the signal.

The advantage of stop-loss is a clear risk containment. The disadvantage is that a premature buy signal that would have been profitable might get knocked out by a stop-loss because of a volatile downswing. Therefore some strategies contain indicators that avoid buying into overly volatile markets. Ofcourse, setting a wider stop-loss might increase your winrate, but also negatively impacts your Risk-reward ratio.



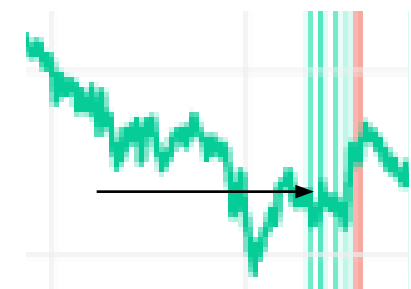
## Cool-down & max positions

Strategies may flash signals multiple times in a shorter timeframe. If your config has a cool-down or has a max. positions per coin, then this does not mean there are multiple trades. In most cases, the first signal is the actual signal that your hopper acts upon. This may lead to a higher or lower winrate%. Although the winrate is still an indication - double check this.

Successful sells: 79 (76.70 %)

Sells with loss: 24 (23.30 %)

Average holding time: 8 hour(s)



## DCA versus stop-loss

Although DCA may seem appealing, this tool has to be used with caution. It is designed to reduce the average buy-in price when a position is at a loss. The advantage is that DCA can iron-out market inefficiency with a safety trade, such as a momentarily drop in an otherwise healthy uptrend. However, the risk is that in strong downtrending markets you keep buying into a losing position. This will increase the size of the losing position and eventually turn you in a long-term holder. This is more in the 'investing' spectrum than 'trading'. It might work well for top-coins like BTC, ETH or projects you're comfortable holding for a longer time, but not very wise to use for your next sh\*itcoin. Seriously, if you bought at a blow-off top a position can keep going down to below -90%, even with DCA. And let's be honest; you can't expect a scalp signal designed for a +3% profit then to clear your position with profit.. can you? In addition it will block your liquidity to take on new trades.

So, best only use DCA with top-projects you're fundamentally familiar with OR are very confident about a strong uptrend. You can do this by creating config pools which each manage risk in a separate way.

## Holding time & liquidity

Liquidity in trading means the funds you have available to take on new trades. If you are 100% in positions, this means there is no more liquidity. A low holding time is always favourable as it allows you to make multiple trades within the same timeframe (high liquidity). Swing trading strategies are relatively more accurate and profitable in backtesting, this does not mean it per se beats scalping strategies as scalping - if done well can compound gains faster and is generally geared better for rough market conditions. Can't decide which strategy best fits your style or market conditions? Set up config pools and run multiple strategies! This way you can choose where you apply DCA or stop-loss.



*Make no mistake - some crypto's can see a blow-off top which will never repeat and devalue -99%. Unless you're prepared to 20x your position, you can't be saved with DCA. Be wary of marketplace sellers who tell you to DCA deep into everything and 'be patient until the markets go up'. - this will cost you sooner or later.*



# <+> Results 10/7/21 - 31/7/21



## Backtest Result

**Max profit:** 11.09 %

**Strategy:** [GAINSCRYPT] Bull Power STRATEGY

**Stop-loss:** Enabled

**Stop-loss percentage:** 6 %

**Trailing stop-loss:** 1 %

**Arm trailing stop-loss at:** 3 %

**Trailing stop-buy:** Disabled

**Successful sells:** 223 (100.00 %)

**Sells with loss:** 0 (0.00 %)

**Average holding time:** 22 hour(s)

## [BTC]



## Backtest Result

**Max profit:** 12.82 %

**Strategy:** [GAINSCRYPT] Bull Power STRATEGY

**Stop-loss:** Enabled

**Stop-loss percentage:** 6 %

**Trailing stop-loss:** 1 %

**Arm trailing stop-loss at:** 3 %

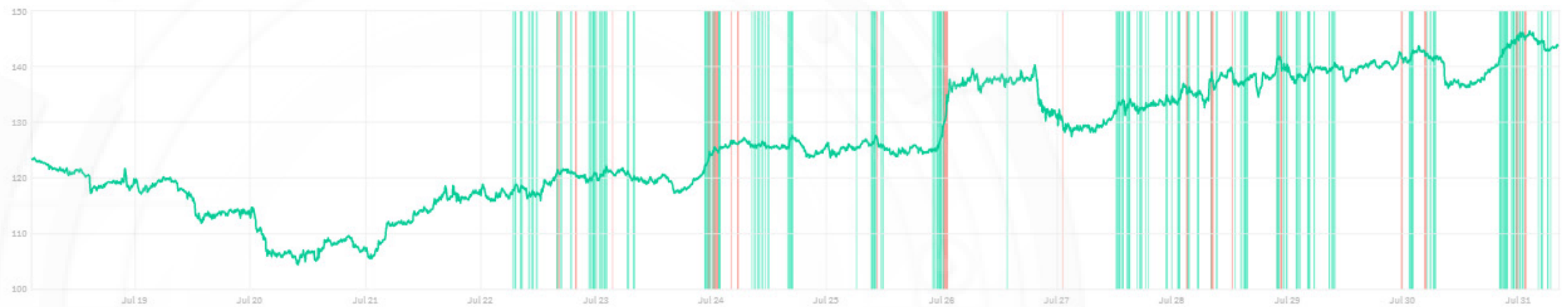
**Trailing stop-buy:** Disabled

**Successful sells:** 227 (99.56 %)

**Sells with loss:** 1 (0.44 %)

**Average holding time:** 21 hour(s)

## [LTC]



## Backtest Result

**Max profit:** 17.44 %

**Strategy:** [GAINSCRYPT] Bull Power STRATEGY

**Stop-loss:** Enabled

**Stop-loss percentage:** 6 %

**Trailing stop-loss:** 1 %

**Arm trailing stop-loss at:** 3 %

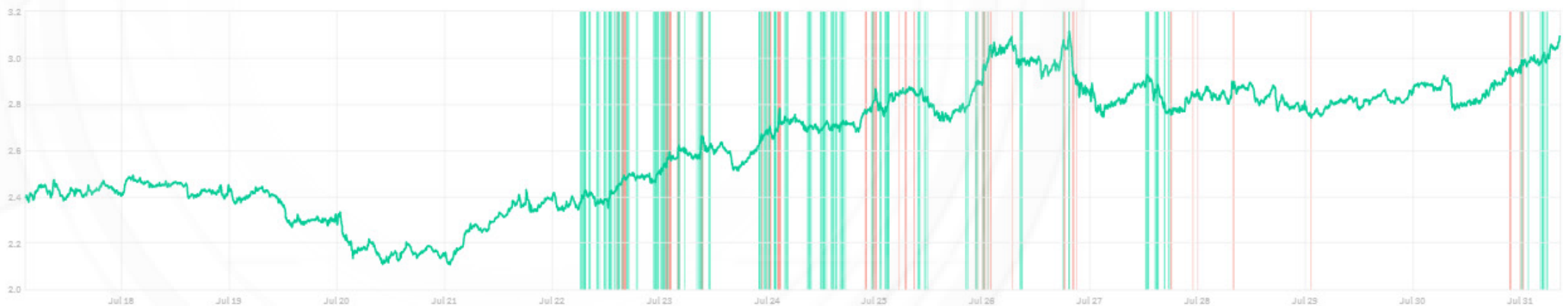
**Trailing stop-buy:** Disabled

**Successful sells:** 193 (96.02 %)

**Sells with loss:** 8 (3.98 %)

**Average holding time:** 12 hour(s)

## [XTZ]



## Backtest Result

**Max profit:** 11.19 %

**Strategy:** [GAINSCRYPT] Bull Power STRATEGY

**Stop-loss:** Enabled

**Stop-loss percentage:** 6 %

**Trailing stop-loss:** 1 %

**Arm trailing stop-loss at:** 3 %

**Trailing stop-buy:** Disabled

**Successful sells:** 229 (82.37 %)

**Sells with loss:** 49 (17.63 %)

**Average holding time:** 6 hour(s)

## [THETA]





# <+> Results 10/7/21 - 31/7/21



## Backtest Result

Max profit: 8.33 %

Strategy: [GAINSCRYPT] Bull Power STRATEGY

Stop-loss: Enabled

Stop-loss percentage: 6 %

Trailing stop-loss: 1 %

Arm trailing stop-loss at: 3 %

Trailing stop-buy: Disabled

Successful sells: 175 (88.83 %)

Sells with loss: 22 (11.17 %)

Average holding time: 18 hour(s)

### [ALGO]



## Backtest Result

Max profit: 12.64 %

Strategy: [GAINSCRYPT] Bull Power STRATEGY

Stop-loss: Enabled

Stop-loss percentage: 6 %

Trailing stop-loss: 1 %

Arm trailing stop-loss at: 3 %

Trailing stop-buy: Disabled

Successful sells: 169 (91.35 %)

Sells with loss: 16 (8.65 %)

Average holding time: 12 hour(s)

### [ETC]



## Backtest Result

Max profit: 10.50 %

Strategy: [GAINSCRYPT] Bull Power STRATEGY

Stop-loss: Enabled

Stop-loss percentage: 6 %

Trailing stop-loss: 1 %

Arm trailing stop-loss at: 3 %

Trailing stop-buy: Disabled

Successful sells: 192 (81.01 %)

Sells with loss: 45 (18.99 %)

Average holding time: 9 hour(s)

### [WAVES]



## Backtest Result

Max profit: 11.00 %

Strategy: [GAINSCRYPT] Bull Power STRATEGY

Stop-loss: Enabled

Stop-loss percentage: 6 %

Trailing stop-loss: 1 %

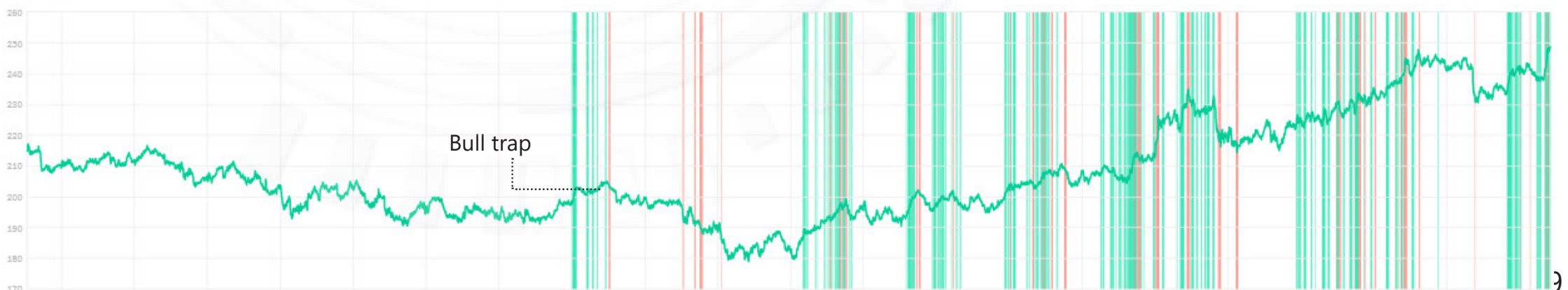
Arm trailing stop-loss at: 3 %

Trailing stop-buy: Disabled

Successful sells: 286 (84.62 %)

Sells with loss: 52 (15.38 %)

### [XMR]









**Which strategy is optimized for which market scenario? View here:**

**<https://www.gainscript.com/strategyfinder>**

# <+> Strategies & market optimization matrix



Ranging markets




Bull market strategies

Bottom buyers



Bear market strategies







Gainscript is NOT a financial advisor. Any suggestions or recommendations by our support team should therefore never be interpreted as financial advice. Gainscript is not liable/responsible for losses in any way and it is the user's sole responsibility to make personal investment/trading decisions. All tools, templates, strategies provided are to be used with caution and expertise.

All strategies are regularly backtested, but as markets change, so can the results. Past performance does not guarantee future success.

## <+> Support & Social

### Web

[www.gainscript.com](http://www.gainscript.com)

### Mail

[support@gainscript.com](mailto:support@gainscript.com)

### Follow us



[@gainscript](https://twitter.com/gainscript)



[@gainscript](https://www.instagram.com/gainscript)

### Join our discord!



## GAINSCRIPT **GOLD**

Enjoy our products?

Leave a review and become get the **Gold Role** in Discord!

This will grant you access to a private channel in our server in which big discounts & FREE items are announced from time to time.

Just send a screenshot to our admin of your review and the role will be assigned to you.

See you there!