



Version

3.0



Excels in uptrending markets



Frequency



Holding time



Accuracy



Stance

BALANCED

Style

SWINGTRADER

Level

STARTER+

Candle focus

1H + 4H

Description

Powerful and accurate, this well rounded swing strategy buys local bottoms for bigger trades. And gives regular signals in strong uptrending markets. Strategy aims for one to multi-day positions yielding bigger profits. Combines trailing stop-loss with 'sell on strategy' to get the most out of each trade.

Goal & when to deploy

All-round strategy that does not need a lot of supervision. However, best not to deploy in a macro-bull market when using DCA.

Coins

All spot-market coins.

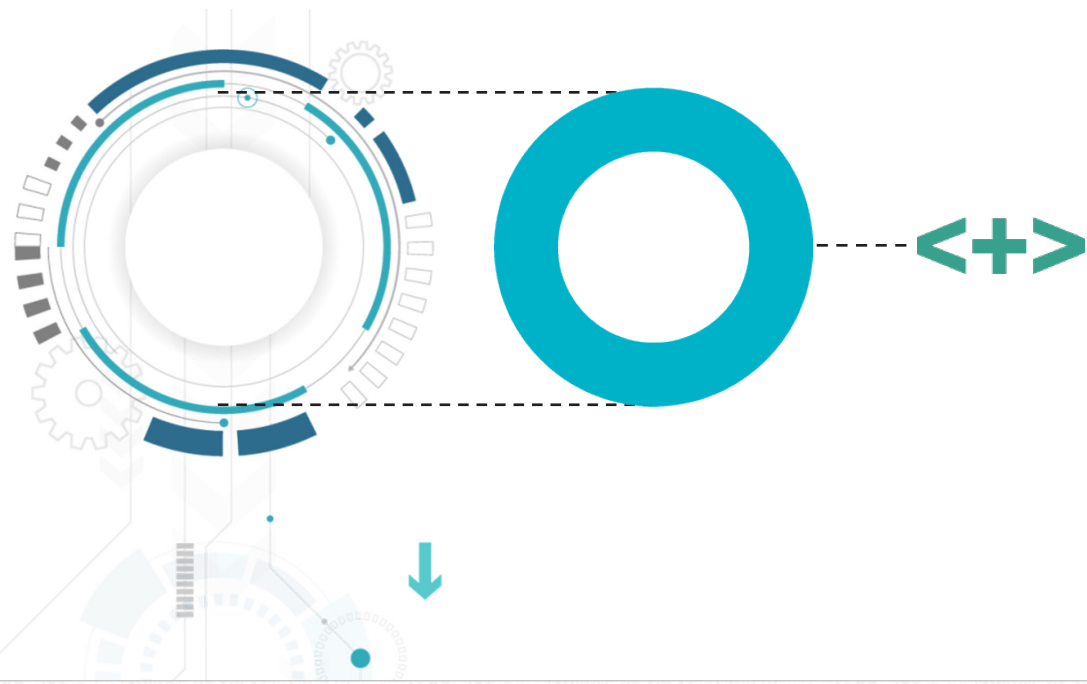
Base currencies

USDT, USDC, EUR, USD, DAI, BUSD, BTC

Exchanges

All

<+> Set-up



Make sure the 'auto-update' switch is ON (when viewing the item in the marketplace).

Products

BULL-MARKET

WAVE GAINER

Strategy

Mid-cap coins

GAINSCRIPT.com

BULL-MARKET

WAVE GAINER

Template

Mid-cap coins

GAINSCRIPT.com

CRYPTOHOPPER

Trade history

Search in trade history...


Search

Advanced search

Export

Currency	Pair	Type	Date	Amount	Rate	Fee	Total	Result	Trigger	View
KNC	KNC/EUR	BUY	08/01/2021 12:14:29 PM	123.19773	1.4113	0	173.87		Strategy	View
CHZ	CHZ/EUR	SELL	08/01/2021 12:12:13 PM	779.65589	0.2312	0	180.26	4.62%	Trailing Stop Loss	View
BAND	BAND/EUR	BUY	08/01/2021 12:04:32 PM	31.114924	5.6446	0	175.83		Strategy	View
ONG	ONG/EUR	BUY	08/01/2021 11:57:54 AM	236.88105	0.6843	0	175.76		Strategy	View
COMP	COMP/EUR	BUY	08/01/2021 11:54:31 AM	0.5098576	344.15	0	175.47		Strategy	View
XEM	XEM/EUR	BUY	08/01/2021 11:34:28 AM	1145.37	0.1532	0	175.47		Strategy	View
ENJ	ENJ/EUR	BUY	08/01/2021 11:34:27 AM	141.7289	1.2397	0	175.7		Strategy	View
AION	AION/EUR	BUY	08/01/2021 11:34:13 AM	1566.238	0.1118	0	175.11		Strategy	View
PET	PET/EUR	BUY	08/01/2021 11:04:14 AM	489.8511	0.3527	0	172.77		Strategy	View
XVG	XVG/EUR	SELL	08/01/2021 10:31:12 AM	9101.87	0.020619	0	187.87	9.89%	Trailing Stop Loss	View
ELF	ELF/EUR	SELL	08/01/2021 10:16:18 AM	793.59765	0.2254	0	178.88	4.01%	Trailing Stop Loss	View
NAS	NAS/EUR	BUY	08/01/2021 9:46:13 AM	801.87373	0.291	0	175.15		Strategy	View
DCR	DCR/EUR	BUY	08/01/2021 9:03:55 AM	1.3130404	132.84	0	175.09		Strategy	View
ETH	ETH/EUR	SELL	08/01/2021 7:20:12 AM	0.08247258	2194.6	0	180.99	5.28%	Trailing Stop Loss	View
VTHO	VTHO/EUR	SELL	08/01/2021 7:17:18 AM	29110.39	0.0056417	0	164.23	4.93%	Trailing Stop Loss	View
REQ	REQ/EUR	SELL	08/01/2021 7:05:14 AM	3611.7121	0.048597	0	179.13	3.96%	Trailing Stop Loss	View
NANO	NANO/EUR	SELL	08/01/2021 6:50:14 AM	44.6189	3.8563	0	172.06	4.68%	Trailing Stop Loss	View
BNT	BNT/EUR	SELL	08/01/2021 6:17:45 AM	2499.0903	0.072312	0	180.71	5.22%	Trailing Stop Loss	View
QTUM	QTUM/EUR	BUY	08/01/2021 5:52:02 AM	26.000646	6.7352	0	175.12		Strategy	View
OXT	OXT/EUR	SELL	08/01/2021 5:44:18 AM	836.05276	0.2421	0	153.99	6.75%	Trailing Stop Loss	View
NEO	NEO/EUR	BUY	08/01/2021 5:44:18 AM	4.3725955	37.844	0	173.06		Strategy	View
LOOM	LOOM/EUR	BUY	08/01/2021 5:03:13 AM	2356.8265	0.073183	0	172.36		Strategy	View
ADA	ADA/EUR	SELL	08/01/2021 5:03:12 AM	146.128	1.1109	0	165.26	5.61%	Trailing Stop Loss	View
AION	AION/EUR	SELL	08/01/2021 4:15:11 AM	1556.3916	0.1093	0	170.11	1.77%	Trailing Stop Loss	View
BAND	BAND/EUR	SELL	08/01/2021 3:53:13 AM	32.06597	5.5264	0	177.21	3.74%	Trailing Stop Loss	View
COMP	COMP/EUR	SELL	08/01/2021 3:08:13 AM	0.5059803	344.22	0	174.17	5.23%	Trailing Stop Loss	View

<+> **How this strategy works**



[BTC]



Backtest Result

Max profit: 19.79 %

Strategy: [GAINSCRIPT] WAVE GAINER (update 3.0)

Stop-loss: Enabled

Stop-loss percentage: 6 %

Trailing stop-loss: 1.2 %

Arm trailing stop-loss at: 6 %

Trailing stop-buy: Disabled

Successful sells: 119 (78.81 %)

Sells with loss: 32 (21.19 %)

Average holding time: 18 hour(s)

Although this strategy works well with DCA, stop-loss is used to better understand accuracy.

<+> Quick guide on back-test interpretation



General

ALWAYS be wary when marketplace sellers show results and especially when there are NO results. Always perform a couple of backtests yourself to confirm that the results align with the sellers claims to see if it checks out - yes, this also counts for Gainscript strategies.

Paper trading

Paper trading tends to give a more realistic indication of profitability. Although this may take some time, it is recommended as you will get familiar with the strategy and will get a clearer picture when it buys and sells, frequency and real-life stats. Bear in mind however that real results might still deviate due to transaction fees, slippage or unfilled orders.

Risk-reward ratio

When judging the winrate% of a strategy, always put it into context. Determine the ratio between stop-loss (SL) and take profit (TP) or trailing stop-loss (TSL). If for example an impressive looking winrate is 90%, but the test used TP at 1% and stop-loss at -10%, then it will take 10 good trades to compensate for 1 bad trade. In this example, a **90% winrate is therefore still a net-loss**.

In most cases, Gainscript uses a risk/reward of approx. 1:1 or a slightly bigger reward. Then 1 good trade roughly equals 1 bad trade. This way, a 70% winrate is profitable.

In some cases, when a backtest is shown without a stop-loss it will give a 100% accuracy which of course is not the case. Then this means in reality there might be **losing** unclosed positions. For an accumulation or bottom-buyer strategy it may make sense not to use a stop-loss (also in back-test), but not for a more aggressive short-term focused scalp strategy.

DCA and stop-loss

For some larger time-frame strategies (e.g. accumulation or swingtrade strategies) it can be beneficial to use Dollar Cost Averaging (DCA). DCA means doubling a losing position to reduce the average buying price. However, be cautious! Generally recommended to only use DCA for top-projects or when given coin is in a clear uptrend. Also, be aware of which strategies you combine with DCA. A scalping strategy for example is typically not designed for DCA. For simplicity's sake, Gainscript usually present tests with stop-losses to reveal actual accuracy of the signal.

The advantage of stop-loss is a clear risk containment. The disadvantage is that a premature buy signal that would have been profitable might get knocked out by a stop-loss because of a volatile downswing. Therefore some strategies contain indicators that avoid buying into overly volatile markets. Ofcourse, setting a wider stop-loss might increase your winrate, but also negatively impacts your Risk-reward ratio.



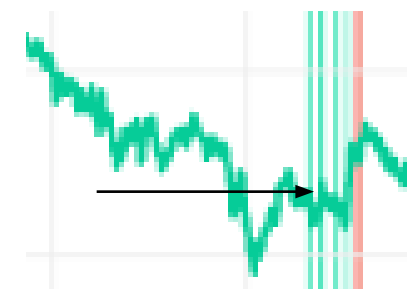
Cool-down & max positions

Strategies may flash signals multiple times in a shorter timeframe. If your config has a cool-down or has a max. positions per coin, then this does not mean there are multiple trades. In most cases, the first signal is the actual signal that your hopper acts upon. This may lead to a higher or lower winrate%. Although the winrate is still an indication - double check this.

Successful sells: 79 (76.70 %)

Sells with loss: 24 (23.30 %)

Average holding time: 8 hour(s)





DCA versus stop-loss

Although DCA may seem appealing, this tool has to be used with caution. It is designed to reduce the average buy-in price when a position is at a loss. The advantage is that DCA can iron-out market inefficiency with a safety trade, such as a momentarily drop in an otherwise healthy uptrend. However, the risk is that in strong downtrending markets you keep buying into a losing position. This will increase the size of the losing position and eventually turn you in a long-term holder. This is more in the 'investing' spectrum than 'trading'. It might work well for top-coins like BTC, ETH or projects you're comfortable holding for a longer time, but not very wise to use for your next sh*itcoin. Seriously, if you bought at a blow-off top a position can keep going down to below -90%, even with DCA. And let's be honest; you can't expect a scalp signal designed for a +3% profit then to clear your position with profit.. can you? In addition it will block your liquidity to take on new trades.

So, best only use DCA with top-projects you're fundamentally familiar with OR are very confident about a strong uptrend. You can do this by creating config pools which each manage risk in a separate way.

Holding time & liquidity

Liquidity in trading means the funds you have available to take on new trades. If you are 100% in positions, this means there is no more liquidity. A low holding time is always favourable as it allows you to make multiple trades within the same timeframe (high liquidity). Swing trading strategies are relatively more accurate and profitable in backtesting, this does not mean it per se beats scalping strategies as scalping - if done well can compound gains faster and is generally geared better for rough market conditions. Can't decide which strategy best fits your style or market conditions? Set up config pools and run multiple strategies! This way you can choose where you apply DCA or stop-loss.



Make no mistake - some crypto's can see a blow-off top which will never repeat and devalue -99%. Unless you're prepared to 20x your position, you can't be saved with DCA. Be wary of marketplace sellers who tell you to DCA deep into everything and 'be patient until the markets go up'. - this will cost you sooner or later.

<+> Results 6/7/21 - 6/8/21



Backtest Result [BTC]

Max profit: 19.79 %
Strategy: [GAINSCRYPT] WAVE GAINER (update 3.0)
Stop-loss: Enabled
Stop-loss percentage: 6 %
Trailing stop-loss: 1.2 %
Arm trailing stop-loss at: 6 %
Trailing stop-buy: Disabled
Successful sells: 119 (78.81 %)
Sells with loss: 32 (21.19 %)
Average holding time: 18 hour(s)



Backtest Result [BNB]

Max profit: 6.01 %
Strategy: [GAINSCRYPT] WAVE GAINER (update 3.0)
Stop-loss: Enabled
Stop-loss percentage: 6 %
Trailing stop-loss: 1.2 %
Arm trailing stop-loss at: 6 %
Trailing stop-buy: Disabled
Successful sells: 103 (85.83 %)
Sells with loss: 17 (14.17 %)
Average holding time: 11 hour(s)



Backtest Result [DOGE]

Max profit: 7.40 %
Strategy: [GAINSCRYPT] WAVE GAINER (update 3.0)
Stop-loss: Enabled
Stop-loss percentage: 6 %
Trailing stop-loss: 1.2 %
Arm trailing stop-loss at: 6 %
Trailing stop-buy: Disabled
Successful sells: 92 (68.66 %)
Sells with loss: 42 (31.34 %)
Average holding time: 1 day(s)

Ability to exploit
volatile upswings
within daily down-
trend



Backtest Result [DOT]

Max profit: 20.70 %
Strategy: [GAINSCRYPT] WAVE GAINER (update 3.0)
Stop-loss: Enabled
Stop-loss percentage: 6 %
Trailing stop-loss: 1.2 %
Arm trailing stop-loss at: 6 %
Trailing stop-buy: Disabled
Successful sells: 143 (87.20 %)
Sells with loss: 21 (12.80 %)
Average holding time: 12 hour(s)



<+> Results 6/7/21 - 6/8/21



Backtest Result

[EGLD]

Max profit: 25.42 %

Strategy: [GAINSCRYPT] WAVE GAINER (update 3.0)

Stop-loss: Enabled

Stop-loss percentage: 6 %

Trailing stop-loss: 1.2 %

Arm trailing stop-loss at: 6 %

Trailing stop-buy: Disabled

Successful sells: 114 (98.28 %)

Sells with loss: 2 (1.72 %)

Average holding time: 15 hour(s)



Backtest Result

[BCH]

Max profit: 8.95 %

Strategy: [GAINSCRYPT] WAVE GAINER (update 3.0)

Stop-loss: Enabled

Stop-loss percentage: 6 %

Trailing stop-loss: 1.2 %

Arm trailing stop-loss at: 6 %

Trailing stop-buy: Disabled

Successful sells: 104 (95.41 %)

Sells with loss: 5 (4.59 %)

Average holding time: 20 hour(s)



Backtest Result

[ALGO]

Max profit: 2.33 %

Strategy: [GAINSCRYPT] WAVE GAINER (update 3.0)

Stop-loss: Enabled

Stop-loss percentage: 6 %

Trailing stop-loss: 1.2 %

Arm trailing stop-loss at: 6 %

Trailing stop-buy: Disabled

Successful sells: 64 (58.18 %)

Sells with loss: 46 (41.82 %)

Average holding time: 3 day(s)



Backtest Result

[FIL]

Max profit: 12.75 %

Strategy: [GAINSCRYPT] WAVE GAINER (update 3.0)

Stop-loss: Enabled

Stop-loss percentage: 6 %

Trailing stop-loss: 1.5 %

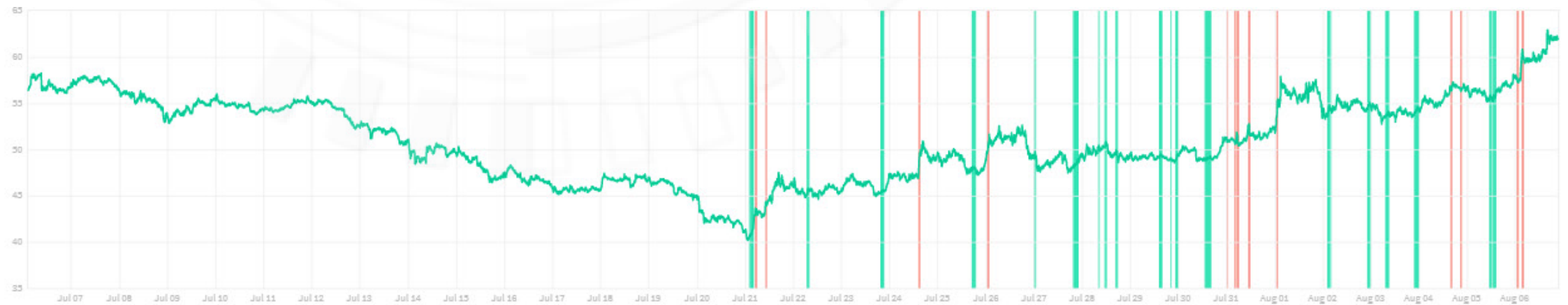
Arm trailing stop-loss at: 6 %

Trailing stop-buy: Disabled

Successful sells: 237 (100.00 %)

Sells with loss: 0 (0.00 %)

Average holding time: 2 day(s)



<+> Summary 6/7/21 - 6/8/21



Exchange	Currency	Profit	Strategy	Stop-loss	Trailing stop-loss	Trailing stop-buy	Successful sells	Sells with loss	Average holding time	Date
Binance	FIL	12.75 %	[GAINSCRIPT] WAVE GAINER (update 3.0)	-6.00 %	1.50 % (arm at 6.00 %)	Disabled	237 (100.00 %)	0 (0.00 %)	2 day(s)	08/06/2021 11:18:20 PM
Binance	ALGO	2.33 %	[GAINSCRIPT] WAVE GAINER (update 3.0)	-6 %	1.2 % (arm at 6 %)	Disabled	64 (58.18 %)	46 (41.82 %)	3 days	08/06/2021 5:08:16 PM
Bitvavo	BCH	8.95 %	[GAINSCRIPT] WAVE GAINER (update 3.0)	-6 %	1.2 % (arm at 6 %)	Disabled	104 (95.41 %)	5 (4.59 %)	20 hours	08/06/2021 4:29:28 PM
Binance	EGLD	25.42 %	[GAINSCRIPT] WAVE GAINER (update 3.0)	-6 %	1.2 % (arm at 6 %)	Disabled	114 (98.28 %)	2 (1.72 %)	15 hours	08/06/2021 4:17:25 PM
Binance	DOT	20.70 %	[GAINSCRIPT] WAVE GAINER (update 3.0)	-6 %	1.2 % (arm at 6 %)	Disabled	143 (87.20 %)	21 (12.80 %)	12 hours	08/06/2021 3:37:02 PM
Binance	DOGE	7.40 %	[GAINSCRIPT] WAVE GAINER (update 3.0)	-6 %	1.2 % (arm at 6 %)	Disabled	92 (68.66 %)	42 (31.34 %)	27 hours	08/06/2021 3:31:13 PM
Binance	BCH	6.01 %	[GAINSCRIPT] WAVE GAINER (update 3.0)	-6 %	1.2 % (arm at 6 %)	Disabled	103 (85.83 %)	17 (14.17 %)	11 hours	08/06/2021 3:22:09 PM
Binance	BTC	19.79 %	[GAINSCRIPT] WAVE GAINER (update 3.0)	-6 %	1.2 % (arm at 6 %)	Disabled	119 (78.81 %)	32 (21.19 %)	18 hours	08/06/2021 3:05:09 PM


Market type (daily):
Average profit:
Winrate %:
Avg. holding time:

50/50 bearish then bullish
12.92%
84,04%
27,875 hours

Which strategy is optimized for which market scenario? View here:

<https://www.gainscript.com/strategyfinder>

<+> Alternative versions



Core version



Backtest Result
Max profit: 19.79 %
Strategy: [GAINSCRIPT] WAVE GAINER (update 3.0)
Stop-loss: Enabled
Stop-loss percentage: 6 %
Trailing stop-loss: 1.2 %
Arm trailing stop-loss at: 6 %
Trailing stop-buy: Disabled
Successful sells: 119 (78.81 %)
Sells with loss: 32 (21.19 %)
Average holding time: 18 hour(s)



Free version




Backtest Result
Max profit: 5.94 %
Strategy: Wave Gainer Mini STRATEGY (Free) - [GAINSCRIPT]
Stop-loss: Enabled
Stop-loss percentage: 6 %
Trailing stop-loss: 1.2 %
Arm trailing stop-loss at: 6 %
Trailing stop-buy: Disabled
Successful sells: 135 (63.68 %)
Sells with loss: 77 (36.32 %)
Average holding time: 3 day(s)



Free version has less accuracy than the Wave Gainer core strategy.

Hero version (available soon)







Backtest Result
Max profit: 22.02 %
Strategy: [GAINSCRIPT] Wave gainer STRATEGY 3.2 (Hero)
Stop-loss: Enabled
Stop-loss percentage: 6 %
Trailing stop-loss: 1.2 %
Arm trailing stop-loss at: 6 %
Trailing stop-buy: Disabled
Successful sells: 102 (80.95 %)
Sells with loss: 24 (19.05 %)
Average holding time: 21 hour(s)



Hero version has an additional weak trend filter, resulting in a slight increase in accuracy than the Wave gainer core strategy.

<+> Strategies & market optimization matrix



Ranging markets





Bull market strategies



Bottom buyers



Bear market strategies



Gainscript is NOT a financial advisor. Any suggestions or recommendations by our support team should therefore never be interpreted as financial advice. Gainscript is not liable/responsible for losses in any way and it is the user's sole responsibility to make personal investment/trading decisions. All tools, templates, strategies provided are to be used with caution and expertise.

All strategies are regularly backtested, but as markets change, so can the results. Past performance does not guarantee future success.

<+> Support & Social

Web

www.gainscript.com

Mail

support@gainscript.com

Follow us



[@gainscript](https://twitter.com/gainscript)



[@gainscript](https://www.instagram.com/gainscript)

Join our discord!



GAINSCRIPT **GOLD**

Enjoy our products?

Leave a review and earn the **Gold Role** in Discord!

This will grant you access to a private channel in our server in which big discounts & FREE items are announced from time to time.

Just send a screenshot to our admin of your review and the role will be assigned to you.

See you there!