

<+> A.I. set-up manual



Version

1.0



**Trade your
favorite crypto
with your
favorite strategies.**

Let algorithmic intelligence
continuously choose the best
strategies for current market
conditions.

BUILD YOUR OWN SCALPING A.I.

SPOT MARKET

HAMMER-SCOUT
ECHO

A.I. PLUG-IN
All coins

SPOT MARKET

HAMMER-SCOUT
DELTA

A.I. PLUG-IN
All coins

SPOT MARKET

HAMMER-SCOUT
CHARLY

A.I. PLUG-IN
All coins

SPOT MARKET

HAMMER-SCOUT
BRAVO

A.I. PLUG-IN
All coins

SPOT MARKET

HAMMER-SCOUT
ALPHA

A.I. PLUG-IN
All coins

SPOT MARKET

**ALL STRATEGIES
1-A.I.**

Template
All coins

SPOT MARKET

TREND 2H

A.I. PLUG-IN
All coins

SPOT MARKET

TREND 4H

A.I. PLUG-IN
All coins

TEMPLATE + PLUG-INS

SWING STRATEGIES

LONG-TERM
**TACTICAL
ACCUMULATION**

Strategy
Premium projects

BULL-MARKET
**WAVE
GAINER**

Strategy
Mid-cap coins

SCALP STRATEGIES + SIGNALS

CRYPTOHOPPER
EXCLUSIVE

**SIGNALS
PREMIUM**

GAINSCRIPT.com

DAILY ALTCOIN
**SCALP
HUNTER**

Hero
Strategy
All coins & exchanges

HI-FREQUENCY
**BULL
POWER**

Hero
Strategy
All coins

Swing trading A.I.

SPOT MARKET

HAMMER-SCOUT
ECHO

A.I. PLUG-IN
All coins

SPOT MARKET

HAMMER-SCOUT
DELTA

A.I. PLUG-IN
All coins

SPOT MARKET

HAMMER-SCOUT
CHARLY

A.I. PLUG-IN
All coins

SPOT MARKET

HAMMER-SCOUT
BRAVO

A.I. PLUG-IN
All coins

SPOT MARKET

HAMMER-SCOUT
ALPHA

A.I. PLUG-IN
All coins

SPOT MARKET

ALL STRATEGIES
1-A.I.

Template
All coins

SPOT MARKET

TREND 2H

A.I. PLUG-IN
All coins

SPOT MARKET

TREND 4H

A.I. PLUG-IN
All coins

TEMPLATE + PLUG-INS

SWING STRATEGIES

LONG-TERM
TACTICAL
ACCUMULATION

Strategy
Premium projects

BULL-MARKET
WAVE
GAINER

Strategy
Mid-cap coins

SCALP STRATEGIES + SIGNALS

CRYPTOHOPPER
EXCLUSIVE

SIGNALS
PREMIUM

GAINSCRIPT.com

DAILY ALTCOIN
SCALP
HUNTER

Hero
Strategy
All coins & exchanges

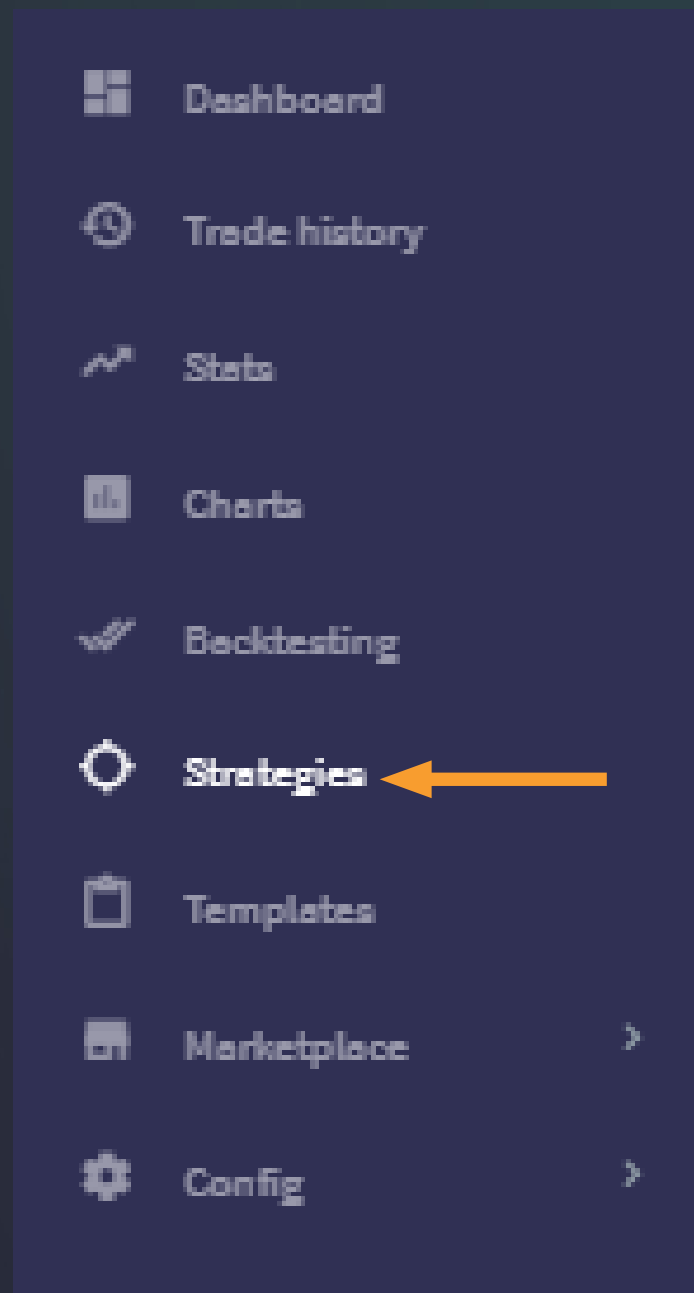
HI-FREQUENCY
BULL
POWER

Hero
Strategy
All coins

BASIC SET-UP

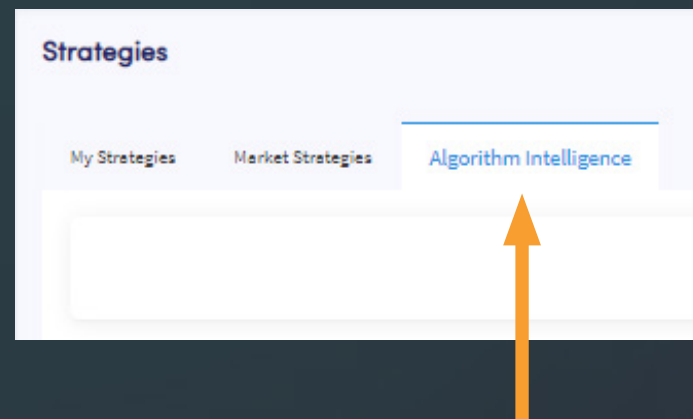
STEP 1:

Go to strategies on the menu ribbon.



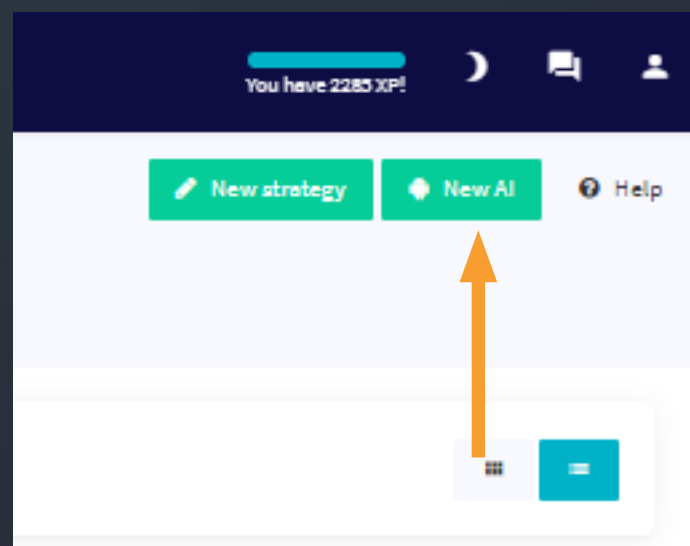
STEP 2:

Select "Algorithm Intelligence".



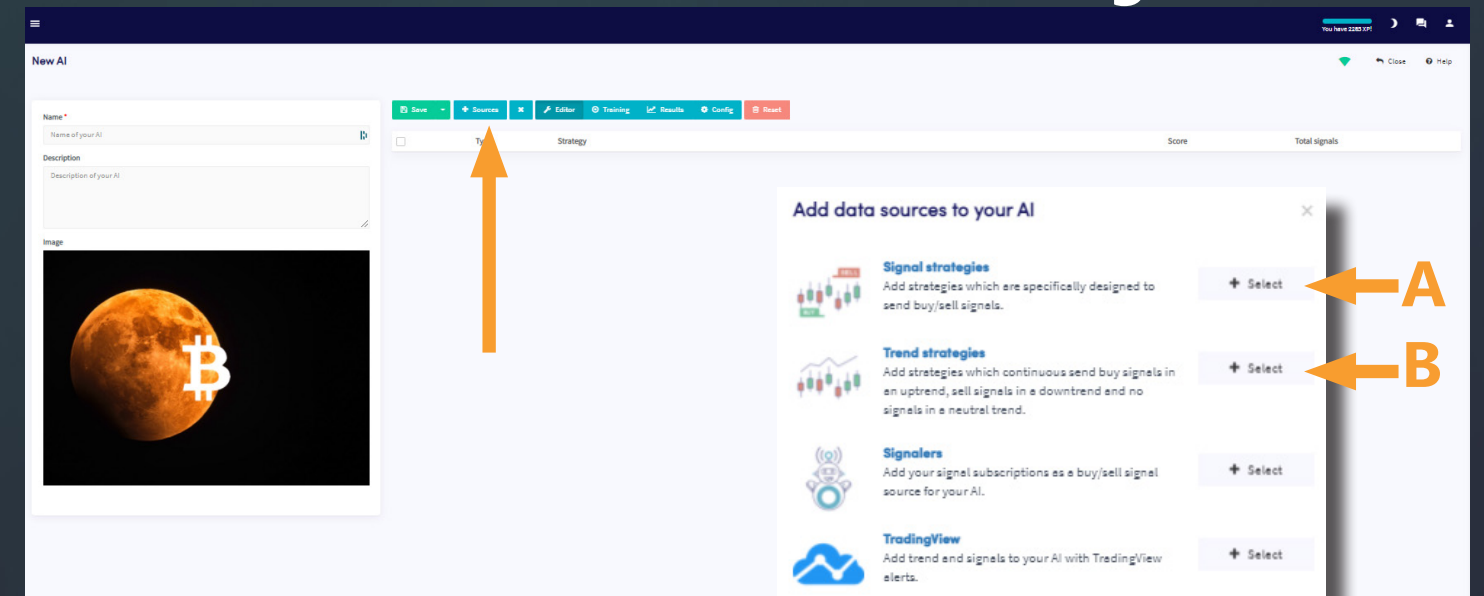
STEP 3:

Select "New AI" in the topright corner.

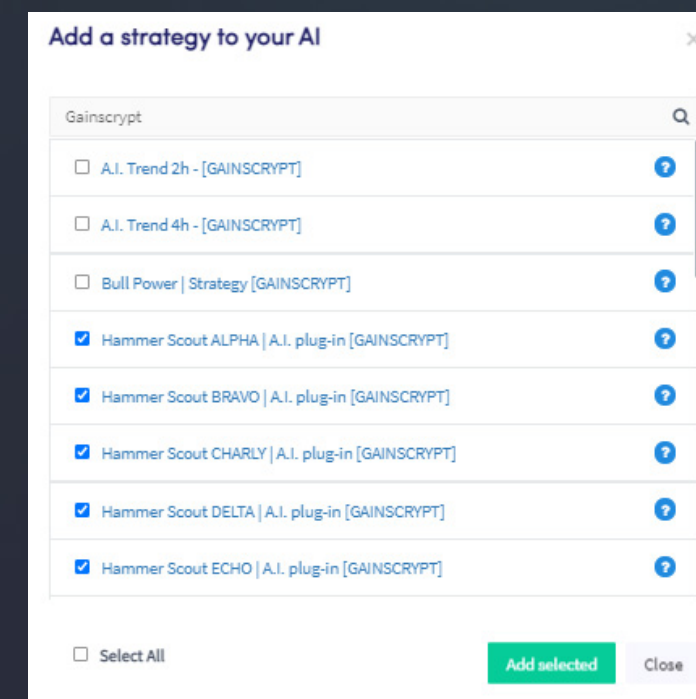


STEP 4:

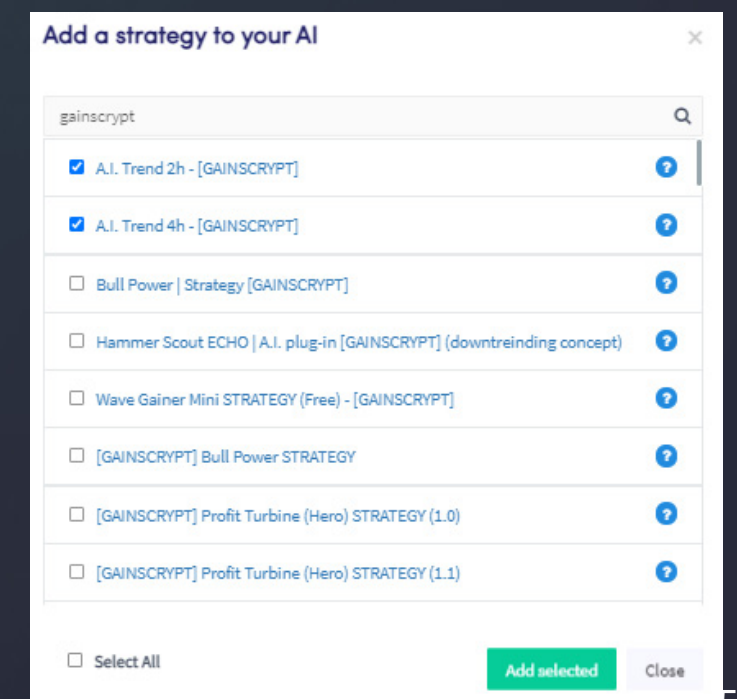
Select "sources", then "Signal strategies". Type "Gainscript" and the strategies you'd like to add. Do the same for trend strategies.



A



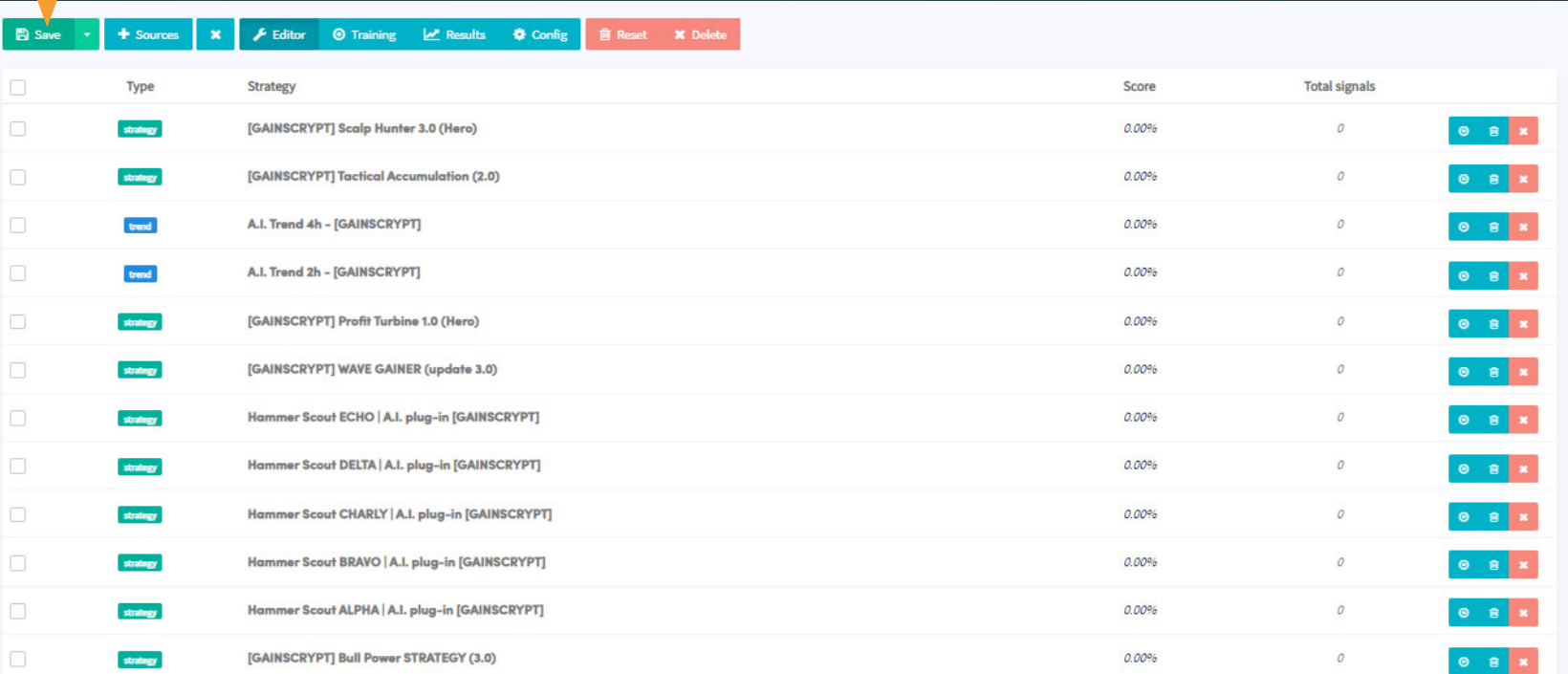
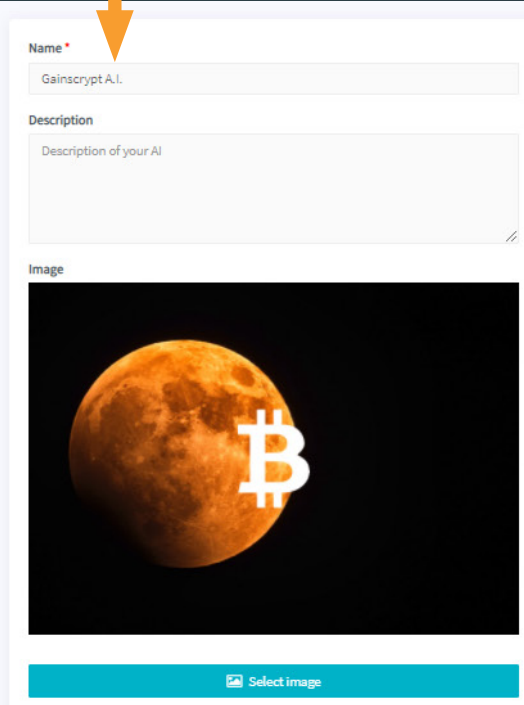
B



BASIC SET-UP

STEP 5:

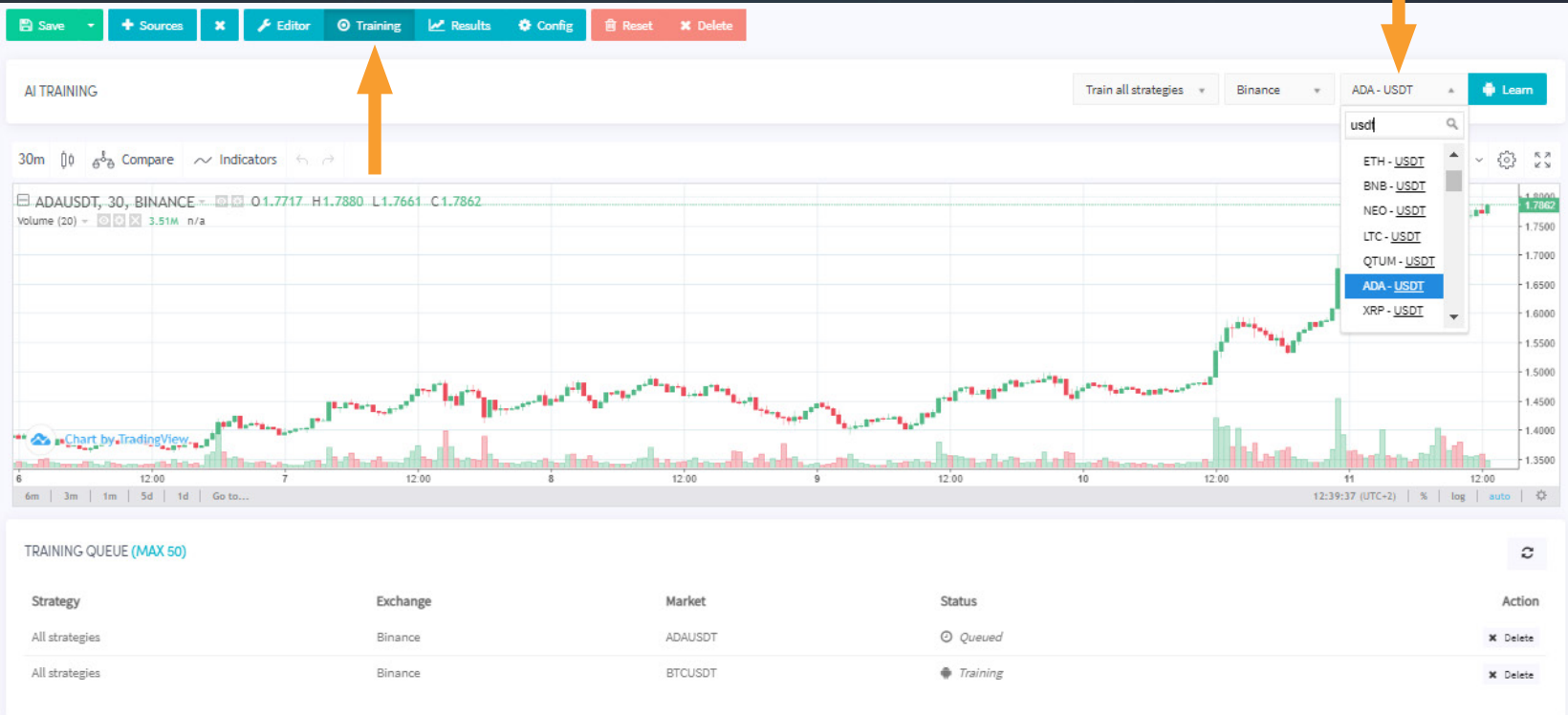
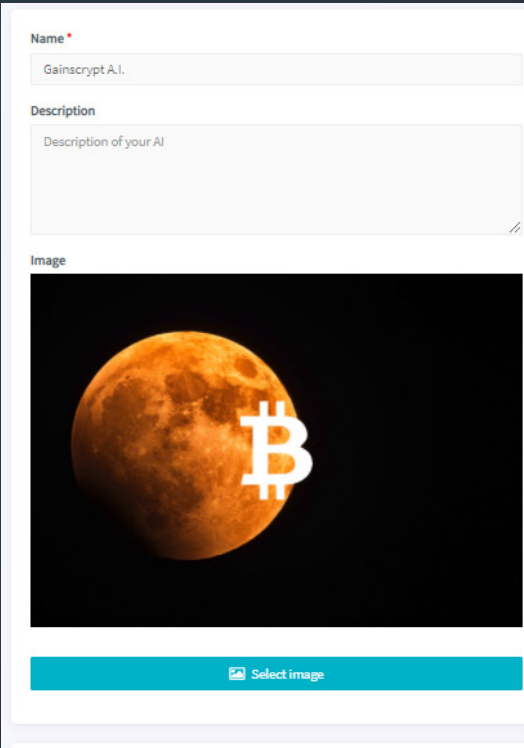
Give your A.I. a name and click “save”.



Type	Strategy	Score	Total signals
strategy	[GAINSCRIPT] Scalp Hunter 3.0 (Hero)	0.00%	0
strategy	[GAINSCRIPT] Tactical Accumulation (2.0)	0.00%	0
trend	A.I. Trend 4h - [GAINSCRIPT]	0.00%	0
trend	A.I. Trend 2h - [GAINSCRIPT]	0.00%	0
strategy	[GAINSCRIPT] Profit Turbine 1.0 (Hero)	0.00%	0
strategy	[GAINSCRIPT] WAVE GAINER (update 3.0)	0.00%	0
strategy	Hammer Scout ECHO A.I. plug-in [GAINSCRIPT]	0.00%	0
strategy	Hammer Scout DELTA A.I. plug-in [GAINSCRIPT]	0.00%	0
strategy	Hammer Scout CHARLY A.I. plug-in [GAINSCRIPT]	0.00%	0
strategy	Hammer Scout BRAVO A.I. plug-in [GAINSCRIPT]	0.00%	0
strategy	Hammer Scout ALPHA A.I. plug-in [GAINSCRIPT]	0.00%	0
strategy	[GAINSCRIPT] Bull Power STRATEGY (3.0)	0.00%	0

STEP 6:

Click on “training”.
At the topright, select your exchange.
Then search for the markets you want to trade (e.g. USDT markets). Then click “learn”. Your A.I. will start training all strategies.



AI TRAINING

Train all strategies | Binance | ADA - USDT | Learn

30m | 0 | Compare | Indicators

ADAUSDT, 30, BINANCE - O1.7717 H1.7880 L1.7661 C1.7862
Volume (20) - 3.51M n/a

Chart by TradingView

6m | 3m | 1m | 5d | 1d | Go to...

12:39:37 (UTC+2) | % | log | auto

TRAINING QUEUE (MAX 50)

Strategy	Exchange	Market	Status	Action
All strategies	Binance	ADAUSDT	Queued	Delete
All strategies	Binance	BTCUSDT	Training	Delete

Do this for all desired pairs.

BASIC SET-UP

STEP 7:

Go to the A.I. config. The buy/sell signal settings are the values that your bot will use to measure the succesrate of your selected strategies against chosen coins.

Make sure that this aligns with your basic config! In this manual, we're focused on a scalp-A.I. with a TP or ATSL at 2%. Hence for 'minimum percent change sell signal' a value of 2 is used.

The screenshot shows the Gainscript A.I. configuration interface. The left panel contains the following fields:

- Name: Gainscript A.I.
- Description: Description of your AI
- Image: A Bitcoin logo on a moon
- INFO:
 - Last check: 08/11/2021 1:00:44 PM
 - Created on: 08/11/2021 10:16:46 AM
 - Last modified on: 08/11/2021 10:18:32 AM

The right panel is the 'Config' tab, which is highlighted by an orange arrow from the top. It contains the following settings:

- BUY/SELL SIGNAL SETTINGS:
 - Validate signals after X time: After 3 days
 - Minimum percent change buy signal: 2
 - Minimum percent change sell signal: 2
- MARKET TREND SETTINGS:
 - Maximum percent change neutral trend: 5
 - Minimum percent change uptrend: 2
 - Minimum percent change downtrend: 2
 - Moving average for trend: EMA
 - Moving average period: 4
- OTHER SETTINGS:
 - Maximum score for neutral signals: 15

BASIC SET-UP

STEP 8:
Your A.I. now weighs the performance of selected strategies to recent market trend and will use signals from the strategies that are performing well in current market.

These scores are measured over the last month. Keep this in mind when you evaluate these scores as market conditions may already have changed.


Name

GainscriptA.I.

Description

Description of your AI

Image



Select image

Save Sources Editor Training Results Config Reset Delete

Type	Strategy	Score	Total signals	
strategy	Hammer Scout ALPHA A.I. plug-in [GAINSCRIPT]	100.00%	53	
strategy	Hammer Scout CHARLY A.I. plug-in [GAINSCRIPT]	100.00%	130	
strategy	Hammer Scout DELTA A.I. plug-in [GAINSCRIPT]	100.00%	146	
strategy	Hammer Scout ECHO A.I. plug-in [GAINSCRIPT]	99.36%	122	
strategy	[GAINSCRIPT] Bull Power STRATEGY (3.0)	87.16%	4.76K	
strategy	[GAINSCRIPT] WAVE GAINER (update 3.0)	85.09%	22.66K	
strategy	[GAINSCRIPT] Tactical Accumulation (2.0)	84.75%	5.94K	
strategy	[GAINSCRIPT] Scalp Hunter 3.0 (Hero)	84.51%	49.26K	
strategy	Hammer Scout BRAVO A.I. plug-in [GAINSCRIPT]	82.10%	5.36K	
strategy	[GAINSCRIPT] Profit Turbine 1.0 (Hero)	80.64%	14.75K	
trend	A.I. Trend 2h - [GAINSCRIPT]	68.67%	532.79K	
trend	A.I. Trend 4h - [GAINSCRIPT]	61.29%	607.97K	

Market	Exchange	Average score	Trend score	Buy score	Sell score
IOTA/USDT	Binance	89.390769%	65.39%	94.696875%	86.651667%
COTI/USDT	Binance	89.081818%	66.875%	98.828462%	88.75%
BTS/USDT	Binance	88.533333%	73.1175%	89.515%	86.978%
ICX/USDT	Binance	88.124615%	61.07%	95.258462%	88.225%
EOS/USDT	Binance	88.035833%	65.88%	89.216154%	92.281667%
CHZ/USDT	Binance	87.758333%	64.07%	93.09%	78.1%
ZEN/USDT	Binance	87.555455%	71.0025%	92.8675%	87.704%
ETC/USDT	Binance	87.52%	59.3425%	90.857143%	92.654%
SOL/USDT	Binance	87.196667%	62.33%	90.67%	90.246%
REN/USDT	Binance	87.144545%	63.555%	92.68%	88.225%
VET/USDT	Binance	86.85%	61.4975%	91.42%	83.114%
XRP/USDT	Binance	86.530769%	60.795%	84.11%	93.17%
NEO/USDT	Binance	86.47%	68.1%	87.279231%	73.868333%
SNX/USDT	Binance	86.144545%	64.0325%	94.06%	93.756%
MATIC/USDT	Binance	86.069%	64.14%	93.480833%	97.801667%
NANO/USDT	Binance	86.035455%	64.175%	88.613333%	95.418%
ZIL/USDT	Binance	85.995%	72.3875%	87.495%	95.906%

Note: score percentages shown in the 'editor' tab are average scores across all trained coins. In the 'results' tab the average buy score of all strategies is visible.

BASIC SET-UP

STEP 9:
You're a perfectionist like us, we get it. You want a slick Gainscrypt visual on your A.I. Go to our [Discord](#) and download this image from the #ai channel!


Name *

Gainscrypt A.I.

Description





































Description of your AI

Image



Select image

Save Sources Editor Training Results Config Reset Delete

	Type	Strategy	Score	Total signals	
<input type="checkbox"/>	strategy	Hammer Scout ALPHA A.I. plug-in [GAINSCRYPT]	100.00%	53	  
<input type="checkbox"/>	strategy	Hammer Scout CHARLY A.I. plug-in [GAINSCRYPT]	100.00%	130	  
<input type="checkbox"/>	strategy	Hammer Scout DELTA A.I. plug-in [GAINSCRYPT]	100.00%	146	  
<input type="checkbox"/>	strategy	Hammer Scout ECHO A.I. plug-in [GAINSCRYPT]	98.38%	122	  
<input type="checkbox"/>	strategy	[GAINSCRYPT] Bull Power STRATEGY (3.0)	87.16%	4.76K	  
<input type="checkbox"/>	strategy	[GAINSCRYPT] WAVE GAINER (update 3.0)	85.09%	22.66K	  
<input type="checkbox"/>	strategy	[GAINSCRYPT] Tactical Accumulation (2.0)	84.78%	5.94K	  
<input type="checkbox"/>	strategy	[GAINSCRYPT] Scalp Hunter 3.0 (Hero)	84.51%	49.26K	  
<input type="checkbox"/>	strategy	Hammer Scout BRAVO A.I. plug-in [GAINSCRYPT]	82.10%	5.36K	  
<input type="checkbox"/>	strategy	[GAINSCRYPT] Profit Turbine 1.0 (Hero)	80.64%	14.75K	  
<input type="checkbox"/>	trend	A.I. Trend 2h - [GAINSCRYPT]	66.67%	532.79K	  
<input type="checkbox"/>	trend	A.I. Trend 4h - [GAINSCRYPT]	61.29%	607.97K	  

BASIC SET-UP

STEP 10: Time to load your A.I. into your hopper!

In your base config -->
strategy and select
your A.I. and use our
recommended settings
at the right. For more
accuracy, the score
may be increased to
90. For more frequen-
cy, it may be dropped
to 80.

Template

In need of a template
to kick-start your A.I.?
[Click here](#) for our
default set-up.

The screenshot displays the GAINSCRIPT configuration interface. On the left is a sidebar menu with categories: GENERAL (Basic settings, Exchange, Notifications), BUYING (Buy settings, Coins and amounts, Strategy), SELLING (Trailing stop-buy), and other settings like Sell settings, Stop-loss, Trailing stop-loss, Auto close, Shorting settings, and Dollar Cost Averaging. The 'Strategy' option is selected and highlighted in blue. The main panel on the right is titled 'Strategy settings' and includes a link to 'Read more'. It features a dropdown menu for 'Strategy' set to '1-A.I. GAINSCRIPT', a 'Signals only' toggle switch, a 'Number of targets to buy' input set to '10', and dropdowns for 'Use corrected score for buys' and 'Use corrected score for sells', both set to 'Yes'. There are also sliders for 'Minimum score for buys' (set to 80) and 'Minimum score for sells' (set to 80).



Alternative set-up

Swing-trading A.I.

Do you prefer accuracy over frequency?

Then Swing trading A.I. may do you justice. Especially if you're choice of risk-management is leaning towards DCA rather than stop-loss this might be for you. With this set-up, scalping strategies are not necessary.

As with swing trading we also target bigger targets, increase the minimum percent for buy signals to 4 or 5 (coherent with your base config settings). Also the validation time may be increased to 5-7 days.

Note: to best understand the individual strategy performance and when they signal, please refer to our the individual product sheets (PDF) on our [downloads page](#).

BUY/SELL SIGNAL SETTINGS

- Validate signals after X time ⓘ After 5 days
- Minimum percent change buy signal ⓘ 4
(Enter as positive, default: 3)
- Minimum percent change sell signal ⓘ 4
(Enter as positive, default: 3)





MARKET TREND SETTINGS

- Maximum percent change neutral trend ⓘ 5
(Enter as positive, default: 5)
- Minimum percent change uptrend ⓘ 2
(Enter as positive, default: 3)
- Minimum percent change downtrend ⓘ 2
(Enter as positive, default: 3)
- Moving average for trend ⓘ EMA
(Default: EMA)
- Moving average period ⓘ 4
(Between 1 and 60, default: 4.)

OTHER SETTINGS

- Maximum score for neutral signals ⓘ 15
(Between 1 and 100, default: 15)

<+> Strategies & market optimization matrix



Ranging markets




Bull market strategies

Bottom buyers



Bear market strategies





Gainscript is NOT a financial advisor. Any suggestions or recommendations by our support team should therefore never be interpreted as financial advice. Gainscript is not liable/responsible for losses in any way and it is the user's sole responsibility to make personal investment/trading decisions. All tools, templates, strategies provided are to be used with caution and expertise.

All strategies are regularly backtested, but as markets change, so can the results. Past performance does not guarantee future success.

<+> Support & Social

Web

www.gainscript.com

Mail

support@gainscript.com

Follow us



[@gainscript](https://twitter.com/gainscript)



[@gainscript](https://www.instagram.com/gainscript)

Join our discord!



GAINSCRIPT **GOLD**

Enjoy our products?

Leave a review and become get the **Gold Role** in Discord!

This will grant you access to a private channel in our server in which big discounts & FREE items are announced from time to time.

Just send a screenshot to our admin of your review and the role will be assigned to you.

See you there!